


Phonics Workshop

30th November 2017



WHAT IS PHONICS?



And how can it help with
learning to read?



At Purley we follow 2 schemes -

1. Jolly phonics which introduces letter sounds linked to a story and an action to help children remember them.
2. Letters and Sounds which is a phonics programme published by the Department for Education and it consists of six phases.



TERMINOLOGY

Phoneme - A phoneme is the smallest unit of sound in a word.

Graphemes - A grapheme is a symbol of a phoneme. It is a letter or group of letters representing a sound.

Segmenting and blending - Segmenting is breaking words down into phonemes to spell. Blending is building words from phonemes to read. Both skills are important.

Digraph - This is when two letters come together to make a phoneme
eg **oa**

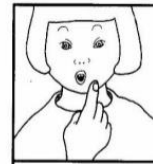
Trigraph - This is when three letters come together to make one phoneme eg **igh**

Split digraph - A digraph in which the two letters are not adjacent
eg m**a**k**e**



Jolly Phonics

P p



ACTION
Hold up index finger, as if it is a lit candle, and imagine pulling it out, saying p.




ee
or

long e and the 'or' sound



ACTION
Pretend to be a donkey braying, and saying ee, ee, ee.

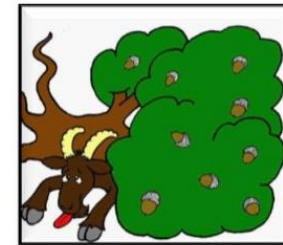


oa

long o



Action
Bring hand up to mouth as if seeing something go wrong, and say oh!



OH, did you see the billy goat?
/oa/-/oa/-/oa/
/oa/-/oa/-/oa/
Oh, did you see the billy goat,
Under the old oak tree?

Learning through actions, pictures, stories and sounds.



PHASE 1

- There are 7 aspects with 3 strands.
- A1 – Environmental
- A2 – Instrumental sounds
- A3 – Body Percussion
- A4 – Rhythm and rhyme
- A5 – Alliteration
- A6 – Voice sounds
- A7 – Oral blending and segmenting.



WHAT IS A PHONEME?

It's a unit of sound.

How many sounds in cat?

c a t
• • •



ARTICULATION OF PHONEMES

- https://www.youtube.com/watch?v=BqhXUW_v-1s

A useful video clip showing the correct “pure” pronunciation of phonemes (units of sound)



WHAT IS A GRAPHEME?



My phase 2 sound mat

a 	b 	c 	ck 	d 	e 	f 	ff
g 	h 	i 	k 	l 	ll 	m 	n
o 	p 	r 	s 	ss 	t 	u 	

ai 	air 	ar 	ch 	ear 	ee 	er 	igh
j 	ng 	oa 	oi 	oo 	oo 	or 	ow
qu 	sh 	th 	ur 	ure 	v 	w 	x
y 	z 	zz 		My phase 3 sound mat			



PHASE 2

Set 1: s a t p

Set 2: i n m d

Set 3: g o c k

Set 4: ck e u r

Set 5: h b f ff ll ss



MAKING WORDS

- Once children know these sounds we can start making words.

- sat
- pin
- nip
- sit
- pit
- pat
- pip
- sip



PHASE 3

Set 6: j v w x

Set 7: y z zz qu

Consonant digraphs: ch sh th ng

Vowel digraphs and trigraphs: ai
ee igh oa oo ar or ur ow oi
ear air ure er



WHERE IT GETS A BIT TRICKY...

There are 44 phonemes to teach in total.
Some of these phonemes are made up of more than one letter including...

ai as in rain

oa as in boat

sh as in shop





The Sound Sheet


Consonants

g	gg	p	pp	l	ll	r	rr	wr				
b	bb	m	mm	mb	n	nn	kn	y	s	ss	se	c
d	dd	j	g	ge	dge	h	x	cks	t	tt	v	ve
f	ff	ph	k	c	ck	ch	w	wh	z	zz	ze	se


Consonant Digraphs

ch	tch	
sh	ti	ch
sh	ge	th
qu	ng	th


Short Vowels

a		
e	ea	
i	y	
o	ou	
u	o	
oo	u	ou

Long Vowels

a	ai	ay	ey	ea	a_e	ei	eigh
e	ee	ea	ei	ey	ie	y	e_e
i	ei	ie	y	i_e	igh	ou	ow
o	oa	ow	o_e	ough	oy	oi	
u	ue	ew	u_e				
oo	o	u	u_e	ew	ou	ue	ough

Other Vowels

air	are	ear	ere	eir	
ar	al	a			
ear	ier	ere	eer		
er	ear	ere	ir	or	ur
or	oor	ore	oar	ough	
our	al	au	aw	augh	

PHASE 4

This phase consolidates all the children have learnt in the previous phases.

It focuses on blending initial and final clusters of sounds



INITIAL AND FINAL CLUSTER WORDS

Blend Chart

bl blocks 	br brush 	cl clock 
cr crab 	dr drum 	fl floss 
fr frog 	gl gloves 	gr grapes 
pl plum 	pr prize 	sc scale 
sk sky 	sl slide 	sm smile 
sn snake 	sp spoon 	st star 
sw swim 	tr tree 	tw twig 

Ending Blends

Look at each illustration. What consonant blend matches the end of the word? Color in the bubble next to the correct answer.

- 

mp	nk	sk	nt
<input type="radio"/>	<input type="radio"/>	<input type="radio"/>	<input type="radio"/>
- 

lk	st	nd	ft
<input type="radio"/>	<input type="radio"/>	<input type="radio"/>	<input type="radio"/>
- 

lk	nt	mp	nk
<input type="radio"/>	<input type="radio"/>	<input type="radio"/>	<input type="radio"/>
- 

mp	ft	fr	lk
<input type="radio"/>	<input type="radio"/>	<input type="radio"/>	<input type="radio"/>
- 

sp	sk	nt	nd
<input type="radio"/>	<input type="radio"/>	<input type="radio"/>	<input type="radio"/>



PHASE 5

Children will be taught new graphemes and alternative pronunciations for these graphemes.

Vowel digraphs: wh ph ay ou ie ea
oy ir ue aw ew oe au

Split digraphs: a_e e_e i_e o_e u_e


PHASE 6

The focus is on learning spelling rules for suffixes.

-s	-es	-ing	-ed
-er	-est	-y	-en
-ful	-ly	-ment	-ness



WHAT WE WANT YOU TO DO...



Be a robot!



SEGMENTING

- Breaking down words for spelling.

cat

c a t



SEGMENTING

Queen

qu ee n



BLENDING

Building words from phonemes to read.

c a t

cat



BLENDING

Qu ee n

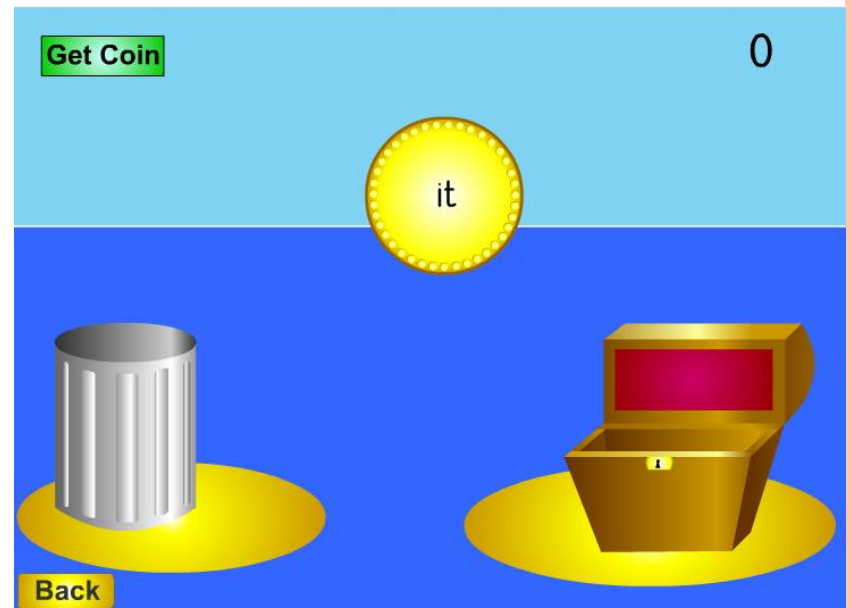
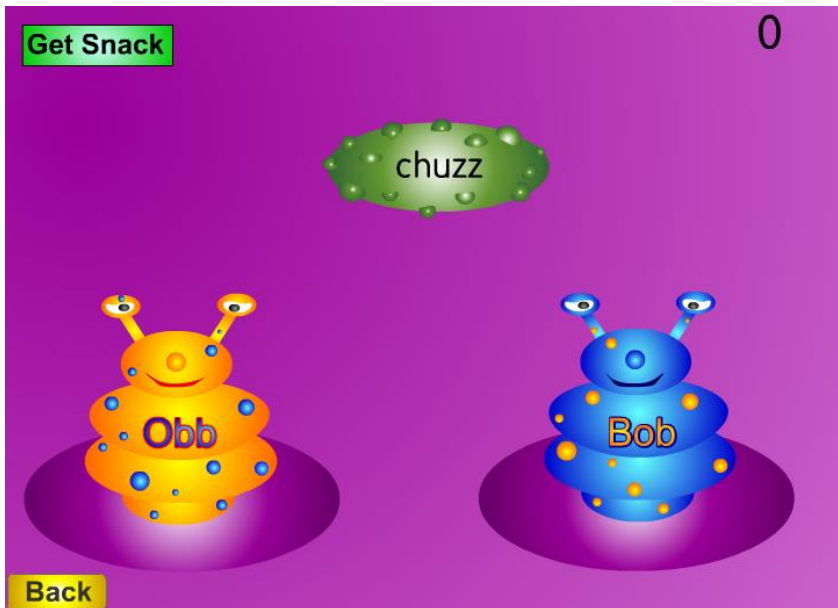
queen



RESOURCES

<http://www.phonicsplay.co.uk>

School web site



YEAR 1 PHONICS TEST

grit

start

best

hooks

blan

steck

hild

quemp



[HTTPS://WWW.YOUTUBE.COM/RESULTS?SEARCH_QUERY=PHONIC+SCREENING+TEST](https://www.youtube.com/results?search_query=phonic+screening+test)

The following staff training video is useful in understanding how the phonic screening test works and know what we are aiming towards.

